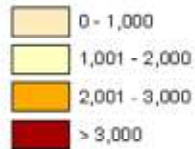


AAPIs and Limited-English Proficiency: San Francisco County, CA

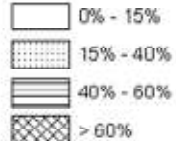
MUAC Score	33.1
Number of AAPIs in San Francisco	243,409
Percent of AAPIs in San Francisco	31.3%
Percent of AAPIs with LEP	51.6%
Percent of AAPIs in Poverty	10.9%
Patient to Primary Care Provider Ratio	16,600 per FTE

Legend

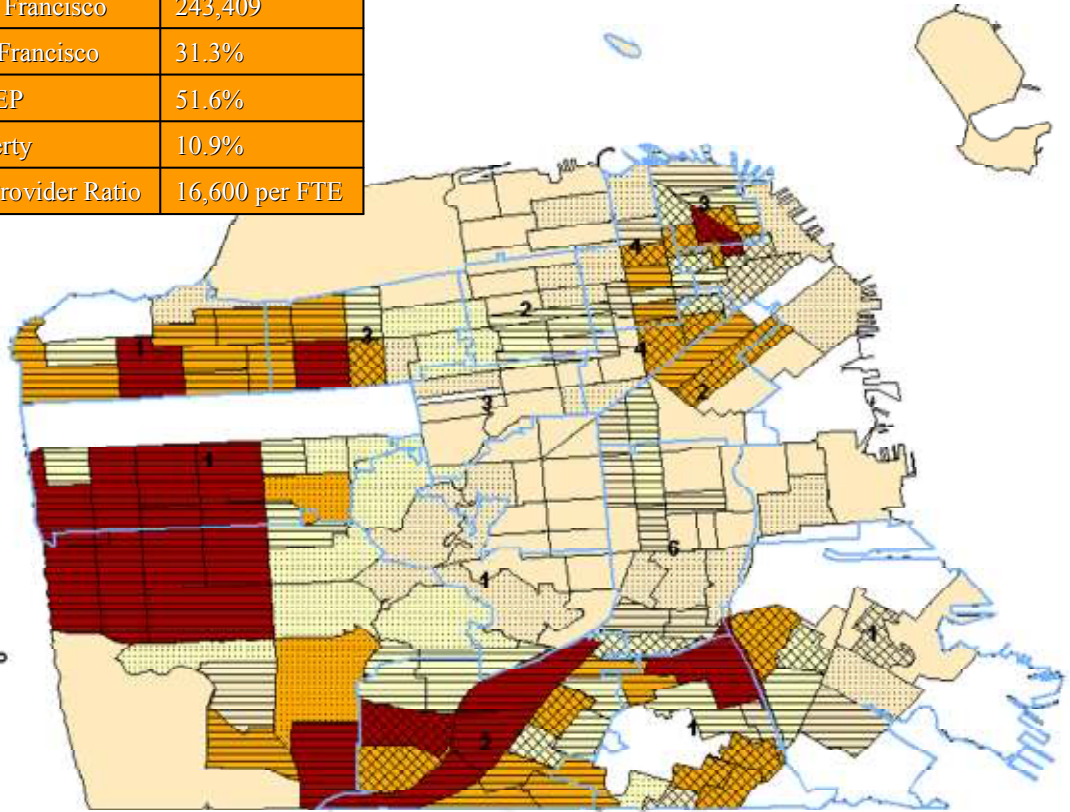
AAPIs Per Census Tract



Percent of AAPIs with LEP



Number of Free or Low-Cost Primary Care Facilities in Zip Code Area



Sources: Bureau of Primary Health Care 2003, CA Office of Statewide Health Planning, and Development 2003 and U.S. Census 2000